



**WE HAVE WRITTEN
THE SLIDING CODE
AND GOODNEWS:
IT IS IN 10 RULES.**

On a scale on 1 to 10,
how safe do you make yourself?




01

BE NOTICED FOR YOUR SKILLS.
NOT FOR YOUR DANGER.



02

MAKE YOUR SPEED LIMIT
YOUR COMMON SENSE.



03


DON'T LOOK DOWN
ON THOSE IN FRONT OF YOU.
THEY HAVE RIGHT OF WAY.

04

WHATEVER SIDE YOU OVERTAKE,
ALLOW SOME SPACE.

05

LOOK BEFORE YOU GO.
OR, HEAD IN THE SNOW.




06

YOUR ATTENTION STARTS BY
PAYING ATTENTION TO OTHERS.

07

SLOPES DON'T HAVE SIDEWALKS.
BUT, STILL, WALK ON THE SIDES.



08

READ THE SIGNS,
YOUR TEXTS CAN WAIT.



09

THE BEST FIRST AID
ON THE SLOPES
IS NOT CRASHING.

10

IN CASE OF AN ACCIDENT,
SHOW YOUR ID
TO THE RESCUE TEAM.

